

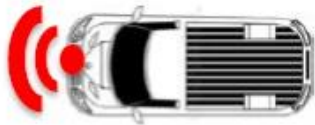
INGAME VEHICLES

How to destroy

- All in-game cars will have HIT-system installed to the Front and Back of the car
- The HIT-system is fitted with a modified CD-disk that will break from direct hit with bbs
- It might require multiple bbs to destroy the disk to activate the system.
- Once the disc breaks, a red light will indicate that the HIT system has been activated.

Vehicle is DAMAGED:

Front HIT-system activated

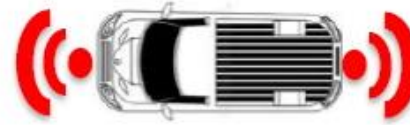


Back HIT-system activated



Vehicle is DESTROYED:

Front AND Back HIT-system activated




Front OR Back HIT-system was not repaired within 5 Minutes



*Gjengitt med tillatelse fra Marqsmen AB

INGAME VEHICLES

How to destroy



DAMAGED VEHICLE

- The car move to side of the road and stop directly
- Players in the car are alive
- Mounted weapons can be used
- Players are allowed to exit the car
- The car mechanic can repair the HIT-system (before bleed out time is out)
- The car must be repaired within 5 min or the car is considered DESTROYED



DESTROYED VEHICLE

- When a car is DESTROYED all players that was in/on the car are DEAD.
- Activate emergency lights to indicate that the car is DESTROYED
- The car must stand still for minimum 2 minute